

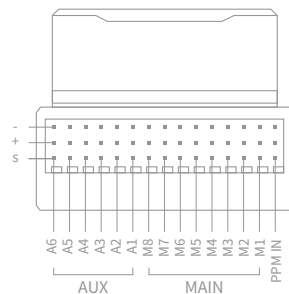
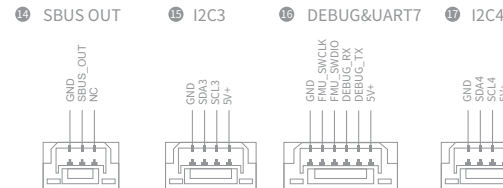
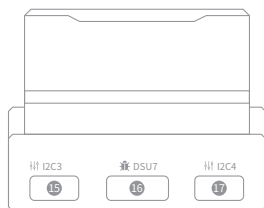
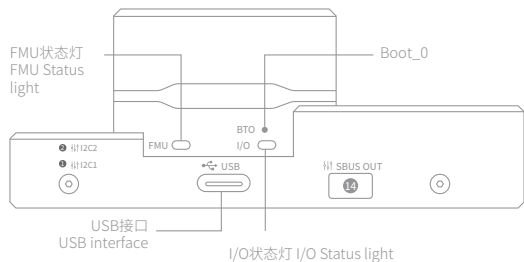
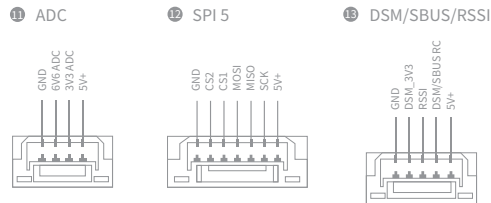
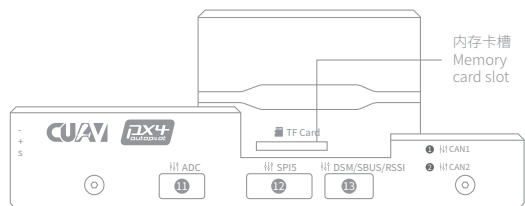
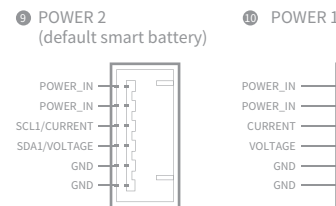
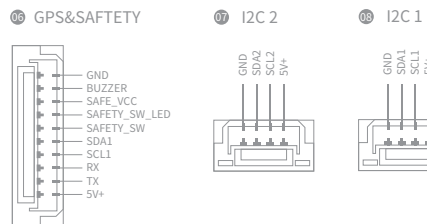
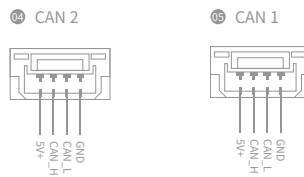
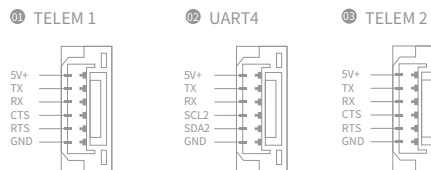
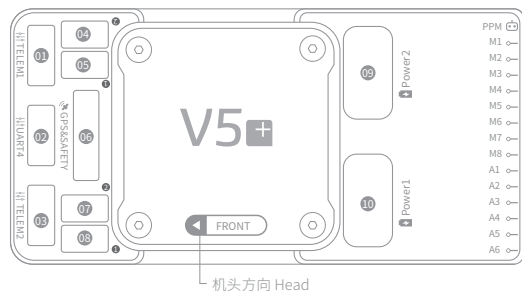
## 欢迎使用V5+自动驾驶仪

### Thanks for using the V5+ autopilot

#### 接口定义 Interface definition

V5+ 硬件和接口的设计均采用PX4所制定的标准。可能存在与其它接口定义或者线材不兼容的问题。请仔细阅读接口定义的描述并且使用产品的原装配线（绿色端子接飞控）进行接线，**如果不按照接口定义标定的接线方式接线，因此造成的设备损坏，本公司不予赔偿。**

The V5+ hardware and interfaces are designed to the PX4 standards. Please read the description of the interface definition carefully and use the provided cables. Use of other cables that are not compliant with the FMUv5 standards may damage the unit or peripherals. CUAUV will not be responsible for damage caused by improper wiring. **Important: The green end of the supplied cables should be connected to the V5+.**



#### 地面站下载 Download Ground Control Station

##### QGROUNDCONTROL

[https://docs.qgroundcontrol.com/en/getting\\_started/download\\_and\\_install.html](https://docs.qgroundcontrol.com/en/getting_started/download_and_install.html)

##### Mission Planner

<http://ardupilot.org/planner/docs/mission-planner-installation.html>

**CUAV**  
雷迅创新

## 规格参数 Specifications

硬件参数 Hardware parameter			
主处理器 Main Processor	STM32F765 (32 Bit Arm® Cortex®-M7, 216MHz, 2MBflash, 512KB RAM)		
协处理器 Coprocessor	STM32F100(32 Bit Arm® Cortex®-M3, 24MHz, 8KB SRAM)		
传感器 Sensors		Working environment	
加速度计 Accelerometer	ICM-20602 & ICM-20689 & BMI055	PM工作电压 PM working voltage	4.5 ~ 5.5 V
陀螺仪 Gyroscope	ICM-20602 & ICM-20689 & BMI055	USB工作电压 USB voltage	5V ± 0.25v
电子罗盘 Magnetometer	IST8310	伺服输入电压 Servo Rail Input	0-36v
气压计 Barometer	MS5611	工作温度 Operating temperature	-40 ~ 85°c
外部接口 External interface			
UART	5	GPS / 数传 / 调试等	GPS / Radio/Debug, etc.
I2C	4	罗盘 / 空速计 / 超声波等	Compass / Airspeed meter / Ultrasonic, etc.
SPI	1	外接传感器	External sensor
CAN	2	GPS / 智能电池等	GPS / Smart battery, etc.
ADC	2	模拟信号检测	AD signal detection
PWM out	14	舵机 / 电调 等信号输出	Signal output of Steering Gear / ESC
PWM in	6	编码器 / 热靴反馈等信号输入	Signal input such as Encoder / Hot shoe feedback
PPM in	1	遥控器信号	Remote control signal
DSM/SBUS/RSSI	1	遥控器信号/信号强度输入	Remote control signal/Signal strength input
电源 1 POWER MODEL 1	1	电源输入&电压电流AD检测	Power input&Voltage and electricity AD detection
电源 2 POWER MODEL 2	1	电源输入&智能电池	Power input&Smart battery
安全开关 Safety switch	1	物理解锁允许开关	Unlock switch
蜂鸣器 Buzzer	1	声音警告提示	Buzzer warning
USB-TYPE-C	1	USB供电调试	USB power supply debugging
TF卡槽 TF slot	1	存储日志信息	Store log information
支持功能 Support function			
固件 Hardware	PX4 / Ardupilot		
机型 Model	多旋翼/固定翼/直升机/VTOL垂直起降/无人船/无人车等 Copter/Plane/Helicopter/VTOL/unmanned vehicle/Rover, etc.		
电源 Power	三路电源输入冗余 Three-way power input redundancy		
尺寸和重量 Size&Weight			
尺寸 Size	85.5×42 ×33 mm	重量 Weight	91g

## 配件清单 Parts List

V5+		x1
I2C/CAN线	I2C/CAN cable	x2
ADC3.3线	ADC3.3 cable	x1
RSSI线	RSSI cable	x1
SUBS信号线	SUBS cable	x1
HV PM电源模块	HV PM Power cable	x1
杜邦线	Dupont cable	x1
Pw-Link模块	Pw-Link module	x1
USB-TypeC线	USB-TypeC cable	x1
16G内存卡	16G memory card	x1
DSM信号线	DSM cable	x1
CAN 扩展板	CAN extension board	x1

## 产品认证 Product certified



产品已通过  
CE安全认证

The product has passed CE  
safety certification



产品已通过  
ISO 9001质量管理体系认证

The product has passed ISO 9001  
quality management system  
certification

## 产品使用注意事项

- 请遵守当地法规，勿在禁飞区内飞行。
- 飞行高度请低于120m。
- 机场8km范围内禁止飞行。
- 禁止在人、房屋或车辆上方飞行。
- 禁止在雨、强风或雾中飞行。
- 禁止在场馆上方飞行。

## Product use precautions

- Please comply with local regulations and do not fly in the no-fly zone.
- Flight height should be less than 120m.
- Flight is prohibited within 8km from the airport.
- It is forbidden to fly above people, houses or vehicles.
- Do not fly in rain, strong winds or fog.
- It is forbidden to fly above the venue.

## 相关资料

产品使用教程及固件下载请访问官方文档中心：  
<http://doc.cuav.net>

\*注：说明书如有更新，恕不另行通知。

## Relevant information

Product tutorials and firmware downloads please visit the official documentation center:

<http://doc.cuav.net>

\*Note: The manual is subject to change without prior notice.

# V5+

产品说明书  
User Manual

